



**2019**

**2020-010**

**2020 03**

)

(

**50%**



**10**

**2**

**0**

**135,151,475**

**50%**

.....	2
.....	7
.....	11
.....	15
.....	34
.....	56
.....	64
.....	65
.....	66
.....	75
.....	80
.....	81
.....	207


			002922
			EAGLERISE ELECTRIC & ELECTRONIC (CHINA) CO., LTD
			EAGLERISE CHINA
			A3
			528200
			4
			528300
			www.eaglerise.com
			judy.chen@eaglerise.com

---

	91440600719208822U

	22 1 901-22 901-26

--	--	--	--

9668

2017 12


C 31-33

	928,549,698.64	894,974,025.11	3.75%	878,809,109.20
--	----------------	----------------	-------	----------------

1

2

	235,304,050.98	337,490,664.45	331,211,424.53	392,552,984.74
	1,935,553.38	16,824,756.52	15,949,037.59	22,667,649.61
	-1,204,917.72	11,665,977.37	14,641,354.24	19,196,550.24
	-5,740,872.31	46,143,637.73	14,696,499.75	-9,241,842.81



1 LED

LED

Kichler

LED

Kichler

2

3

4

1 LED

					LED		
	LED	2018	LED	629	LED	(GGII)	
2018	LED	42.5%	2018				

1

	6,982	11,066	3,440	
	1,503	1,944	670	ERP/APS/WMS/MES
	6,982	2,542	431	4,131
			4,562	

2

		17,985,211.99	13405 Benson Ave Chino California USA				1.94%	

1

PTC

PDM

117

14

10

”

“

”

“

3

LED

LED

LED

1,296,559,124.70      19.14%

---

	1,285,746,562.60	99.17%	1,083,629,271.90	99.57%	18.65%
--	------------------	--------	------------------	--------	--------

---

	405,006,587.18	320,178,834.91	20.94%	30.45%	31.04%	-0.36%
	310,572,392.98	242,180,960.83	22.02%	101.12%	95.41%	2.28%
	159,885,111.54	116,216,933.30	27.31%	-34.06%	-39.71%	6.81%

		2019		2018		
		337,403,628.10	81.02%	31/F1 9 Tf1 0D'		

---

1		139,125,393.07	10.82%

---



30% 20%

99% 3 4

2019

2019 “ - - ”

” “ - ” 98.5% 50%

2019 1 2019 AC BLE WIFI

2019

2

50Hz 60 Hz 35kV 20kV 10kV

35kV

35KV

	2019	2018	
	291	285	2.11%



	203,634,296.2 2	14.36%	157,913,626.30	11.77%	2.59%	
	339,101,098.2 0	23.91%	202,140,771.40	15.06%	8.85%	
	154,697,220.9 9	10.91%	173,371,652.86	12.92%	-2.01%	

1.	180,300,000.00	157,750.68			1,156,630,000.00	1,316,930,000.00		20,157,750.68
	180,300,000.00	157,750.68			1,156,630,000.00	1,316,930,000.00		20,157,750.68
	498,200.00					498,200.00		0.00

## 3

	2019 12 31	
	102,384,699.31	
	123,379,557.93	
	16,058,923.02	
	241,823,180.26	

## 1

108,998,159.95	118,167,727.32	-20.54%

## 2

## 3

--	--	--	--	--	--	--	--	--	--	--	--	--





				5,840,192.80	17,593,730.08		79.90%	0.00	0.00			
--	--	--	--	--------------	---------------	--	--------	------	------	--	--	--

4

	0.00	0.00	0.00	633,200,000.00	715,200,000.00	3,506,050.16	0.00	
20,000,000.00		157,750.68	0.00	523,430,000.00				

2

	(		
	)		

		2018 3-43		
	6,419,855.48			
		6,419,855.48		2018-017
			1,291.95	
	30.61			
	2019 12 31		7,080.62	“LED
	” “		”	
	333.63			

3

1

2

10%





1






2017	26,398,575.00	77,755,536.89	33.95%	0.00	0.00%	26,398,575.00	33.95%
------	---------------	---------------	--------	------	-------	---------------	--------

10							0
10							2
10							0
				135151475			
							27,030,295.00
							0.00
				27,030,295.00			
							137,695,304.07
				100%			
2019		2019	12	31	135,151,475		10
2.00		27,030,295					

			6			
			20	2017 29	12	2017 29
			6			12 2020 12 29
			6			

			25%	2017 29	12	2020 29	12 29
--	--	--	-----	------------	----	------------	----------







2019 12  
25

2017 12 2018 12  
29 29

2019 12

				2017 12 29	2018 12 29	
--	--	--	--	---------------	---------------	--

			1			
					2017 12 29	
				2		
						3

				2017 12 29		
--	--	--	--	---------------	--	--

				2017 12 29	2017 12 29 2020 12 29	
--	--	--	--	---------------	-----------------------------	--



/

2018 12

29

				2019 05 15		

1 2017 3 22 — 23 —  
 24 — 2017 5 37 —  
 2019 1 1

1 “ ” “ ”

2 47S(A&7N “ ” “ ”

3

4)

5)

2018 2019 2018 2019

2 2019 4 30 2019 [2019]6

[2019]6

2019 [2019]6

[2019]6



2019 11 15

2019 12 05 2019  
2019

---

		73		252.86		2019
07 02		131,992,875		134,521,475		
2019 12 02						
		2019 12 02		11		63
	2019 12 18 ,	2019		11		
	63	2019 12 20		134,521,475		
135,151,475						
	2019			2019 4 12	2019 5 16	2019 6 13 2019
7 1	2019 7 1	2019 12 4	2019 12 19	www.cninfo.com.cn		

1



2019

2019 01 26

2



1

	98,992,875	75.00%	3,158,600			-24,120,339	-20,961,739	78,031,136	57.74%
3	98,992,875	75.00%							

3	2019 12 18	2019		11
	63		2019 12 20	134,521,475
135,151,475		2019 12 19	2019	
	2019-128			
4			2019 11 21	
	2019 11 20	2019 11 26		
	2019-115		2019-117	
5			2019 11 29	
	2019 11 26	2019 12 04		
	2019-118		2019-123	
1	2019 04 10		<	2019
	>	<	2019	>
		2019		
2	2019 04 10		2019	
		2019		2019
3	2019 05 15	2018	<	2019
	>	<	2019	>
		2019		2019
				6
4	2019 06 12			2019
			2019	
5	2019 12 02			
1	2019 6 28	2019		73
252.86		2019 07 02		

2	2019 12 18	2019			11
	63		2019 12 20		
3				2019 11 21	
4				2019 11 29	

	3,712,228		651,200	3,061,028		2019 01 30 2020 06 24
	2,474,819		2,474,819	0		2019 01 30
2019 74	0	3,158,600	0	3,158,600		2019
	0	6,695,181		6,695,181		6

2019 12  
25

0 2,018,294 0 2,018,294

6

	0	1,616,293	0	1,616,293	2019 25	12 6
	0	50,914	0	50,914		6
	98,992,875	14,880,358	35,842,097	78,031,136	--	--

1

2

1      2019 6 28      2019  
252.86      2019 07 02      73      131,992,875      134,521,475  
2019 7 1      2019  
2019-064

2      2019 12 18      2019      11  
63      2019 12 20      134,521,475  
135,151,475      2019 12 19      2019  
2019-128

3

**1**

	15,630		15,041	8		0	8	0
		5%		10				

---

	2,231,727		2,231,727
	1,218,436		1,218,436
	854,919		854,919
	669,888		669,888
	447,026		

10			

肖俊承

4      10%

5







2007	2022	
55 11	20 12 04	0

1

2008 1966 12 1988 1999  
 EMBA

1967 1988 2009  
 EMBA 20 1999

1966

QC 2019 2

1963

2004

1966

2015 11

1982 , ,

2

1968 1991  
 20 “ ” “ ” “  
 2007 ”

1961 1982  
 2008

1964

1999

3

“ ”

1968

1991

20

VIP

2001



---

			2016 03 27		
			2018 05 22		
			2018 08 31		

--	--	--	--	--	--	--

**1**

	1,002
	1,132
	2,134
	2,134
	0
	1,343

4

	1,250,750.21
	22,991,631.00

1

2

3

4

5

1

2019		75.00%	2019 02 15	2019 02 16	www.cninfo.com. cn 2019 2019-020
2018		74.02%	2019 05 15	2019 05 16	www.cninfo.com. cn 2018 2019-049
2019		65.12%	2019 12 05	2019 12 06	www.cninfo.com. cn 2019 2019-124

2

"

	11	10	1	0	0		3
	10	9	1	0	0		3
	1	1	0	0	0		0

2

3

1

2

2019

2019

3

4

DEG 70%

10%-15%

1

2

	2020 03 25
	<a href="http://www.cninfo.com.cn/">http://www.cninfo.com.cn/</a>
	100.00%
	100.00%



1



	2020 03 23
	[2020]518Z0076

2019 “ ” 2019 12 31

2019 2019 12 31

“ ”

1

/

“ 25” “ 32”

2

1

2

3

4

**1**

2019 12 31

1.55

' #

1

2

3

4

5

6

2020 3 23

**1**

	2019 12 31	2018 12 31
	203,634,296.22	157,913,626.30
	20,157,750.68	
	14,165,953.71	26,554,019.27
	339,101,098.20	202,140,771.40
	24,651,549.32	
	228,757.33	391,159.67
	7,543,219.03	13,094,851.36
		1,031,031.24
	154,697,220.99	173,371,652.86
	17,974,587.96	255,008,780.51
	782,154,433.44	828,474,861.37

---

	449,470,111.04	
	89,966,034.82	115,390,154.54

	51,014,959.52	11,628,028.09
	937,000.59	506,631.69
	148,234.84	1,237,011.14
	477,344,268.69	432,282,039.06
		144,553.27
	9,798,913.49	10,080,701.21
	2,406,793.12	2,698,525.62
	12,205,706.61	12,923,780.10
	489,549,975.30	445,205,819.16
	135,151,475.00	131,992,875.00
	506,394,027.43	484,256,534.97
	29,280,222.00	
	12,426.33	30,689.11
	91,300,185.50	86,223,972.12

	224,971,806.38	192,469,953.91
	928,549,698.64	894,974,025.11
	72,418.71	1,982,061.36
	928,622,117.35	896,956,086.47
	1,418,172,092.65	1,342,161,905.63

2

	2019 12 31	2018 12 31
	71,250,220.59	94,833,676.07
	20,157,750.68	

	335,881,121.50	309,093,915.11
	61,780,447.22	68,160,841.82
	520,000.00	
	27,236,336.64	12,674,287.82

---

	400,019,102.82	370,716,869.15

	2019	2018
	1,296,559,124.70	1,088,269,693.30
	1,296,559,124.70	1,088,269,693.30
	1,232,021,228.66	1,057,582,049.51
	985,500,548.49	840,577,925.13
	9,402,594.47	9,941,146.95
	80,067,437.12	85,461,512.05
	89,599,787.35	66,435,623.65
	61,982,284.22	53,734,829.68
	5,468,577.01	1,431,012.05
	6,534,080.48	4,854,038.00
	440,783.10	1,322,164.70
	9,412,149.22	8,847,224.35
“ ”	7,723,562.53	4,853,688.58

“ ”	-7,992,557.35	
“ ”	-11,595,333.70	-3,968,415.22
“ ”	54,292.44	41,769.06
“ ”	62,140,009.18	39,963,710.56
	673,392.96	3,061,745.80
	2,460,927.60	736,760.15
“ ”	60,352,474.54	42,288,696.21
	3,812,654.30	2,444,224.10
“ ”	56,539,820.24	39,844,472.11
1. “ ”	56,539,820.24	39,844,472.11
2. “ ”		
1.	57,376,997.10	41,586,140.47
2.	-837,176.86	-1,741,668.36
	-18,262.78	977,350.44
	-18,262.78	

1.		
2.		
3.		
4.		
5.		
6.		
7.		
8.	-18,262.78	977,350.44
9.		
	56,521,557.46	40,821,822.55

	33,192,396.66	34,237,616.53
	5,659,678.77	1,660,039.31
	6,476,379.20	4,777,535.12
	222,490.49	1,003,983.71
	3,917,891.90	3,707,063.15
“ ”	55,319,665.02	22,807,900.00
“ ”		
“ ”		
“ ”		-498,200.00
“ ”	106,700.36	
“ ”	-5,608,843.01	-15,618,888.23
“ ”	10,366.58	40,399.42
“ ”	28,890,275.36	11,608,291.00
	491,003.37	3,060,415.69
	2,229,953.16	689,636.85
“ ”	27,151,325.57	13,979,069.84
	-6,690,096.98	-3,616,622.57
“ ”	33,841,422.55	17,595,692.41
“ ”	33,841,422.55	17,595,692.41
“ ”		

1.		
2.		
3.		
4.		
5.		
1.		
2.		

---


	1,319,975,037.87	973,141,053.30
	154,524,244.44	155,441,105.14
	1,099,769,148.69	1,203,500,000.00
		6,758,492.04
	1,254,293,393.13	1,365,699,597.18

	812,821,061.79	896,252,346.18
	36,200,225.08	47,250,989.51
	40,226,407.51	39,710,624.24
	889,247,694.38	983,213,959.93
	642,307,175.11	694,503,984.47
	141,477,373.96	148,671,665.49
	12,983,613.07	13,360,787.99
	222,782,916.95	167,677,952.94
	1,019,551,079.09	1,024,214,390.89
	-130,303,384.71	-41,000,430.96
	938,500,846.94	583,660,377.36
	56,284,726.41	22,183,287.93
	10,628,671.06	1,334,690.90
	1,005,414,244.41	607,178,356.19
	31,842,005.90	14,874,445.88
	786,930,000.00	749,300,000.00
	27,083,050.00	116,082,400.00
	845,855,055.90	880,256,845.88
	159,559,188.51	-273,078,489.69
	29,280,222.00	
	184,105,440.00	250,116,844.04
	213,385,662.00	250,116,844.04

	25,847,509.14	31,175,999.60
		15,252,963.81
	265,959,709.14	297,801,019.78
	-52,574,047.14	-47,684,175.74
	-265,212.14	-3,429,015.26
	-23,583,455.48	-365,192,111.65
	94,833,676.07	460,025,787.72
	71,250,220.59	94,833,676.07

7

	2019												
	131,9			484,25									
	92,87			6,534.									
	5.00			97									



-18,26

2.78

5



	977,35	41,586		-1,670, 40,892,
	0.44	,140.4		555.01 935.90
		7		



1



---

	135,15	
	1,475.0	518,115,
	0	489.93

---

1										2,639,3	-2,639,35		
										53.86	3.86		
2													

---

002922	3,300		13,199.2875		
	[2017] 3-128				
2018	<	2019	>		
		2019			
		2,528,600.00	9.27		
	134,521,475.00		134,521,475.00		
	63.00	1	9.27		
135,151,475.00		1	'	¢	#

2

1 1 12 31

3

4

EAGLERISE E & E (USA), INC. “ ” EAGLERISE E & E, INC. “ ”  
EAGLERISE POWER SYSTEMS INC. “ ” E&R LLC  
“ ” “ ”  
POWER TRANSFORMERS GMBH “ ” ( ) SUNRISE  
“ ”

5

1

2

6

1

2



“

”

9

2019 1 1

1

2

3

4

12

12

12

12

12

111

A

1

2

2

1

2

2

1

2

3

4

12

1

2

3

1

2

2

A.

B.

C.

D.

E.

F.

G.

H.

30

30

30

5

A.

B.

A.

B.

22 -

A.

B.

22 -

6



2

3

4

A.

B.



6

7

A.

B.

C.

D.

E.

F.

G.

H.

I.

A

XXXX Q

B.

8

0C0h6 EC0C0!AC0C0EX63<0Ci+XFEÄi

**11**

1  
2

2

**12**

1  
2

2

**13**

2

3

| |

⊕

)

⊕

4

20%    20%    50%

**2**

1.

A.

B.

C.

A.

B.

C.

D.

**3**

4

16

1

2

		20-40	10%	2.25-4.50
		10	10%	9.00
		5	10%	18.00
		3	30.00	30.00

17

1

2

18

1

3

2

19

1

1

2

	50	
	5	
	10	

2

1

2

A.

B.

C.

D.

E.

20

21

	3

22

1

A.

B.

2



A.

B.

C.

**23**

**1**

**2**



1

2

**3**

1

2

1/2

27

/

1

»

A.

B.

A.

B.

2

A.

B.

A.

B.

3

A.

B.

12



2019 4 30 2019 2019 6	2019 8 21	16	2019 6	2019
2019 9 19 2019 2019 16 2019 6	2019 10 22	16	2019 6	2019

2

3 2019



---

	6,603,912.78	6,603,912.78	

---

	131,992,875.00	131,992,875.00	
	484,256,534.97	484,256,534.97	

---




---

	486,486,524.18	486,486,524.18	
	86,223,972.12	86,223,972.12	
	128,729,026.15	128,729,026.15	
	833,432,397.45	833,432,397.45	
	1,204,149,266.60	1,204,149,266.60	

1		2019 1 1		
	94,833,676.07			94,833,676.07
	0.00			0.00
	11,778,625.64			11,778,625.64
	14,775,393.63			14,775,393.63

---

		180,300,000.00		
				180,300,000.00
	255,008,780.51			
		-180,300,000.00		
				74,708,780.51
	0.00			
		14,775,393.63		
			0.00	
				14,775,393.63
	0.00			
		498,200.00		

498,200.00



---

	3,288,118.59	0.00	0.00	3,288,118.59
--	--------------	------	------	--------------

B

	2018 12 31			2019 1 1

---

E&R LLC	
-	15-35%
-	8.84%
-	15-

28.95%

2



--	--	--	--

4

1

	5,104,181.60	1.45%	4,083,345.28	80.00%	1,020,836.32	0.00	0.00%	0.00	0.00%	0.00
	5,104,181.60	1.45%	4,083,345.28	80.00%	1,020,836.32					
	347,164,217.06	98.55%	9,083,955.18	2.62%	338,080,261.88	209,002,791.17	100.00%	6,862,019.77	3.28%	202,140,771.40
	347,164,217.06	98.55%	9,083,955.18	2.62%	338,080,261.88					
						209,002,791.17	100.00%	6,862,019.77	3.28%	202,140,771.40
	352,268,398.66	100.00%	13,167,300.46	3.74%	339,101,098.20	209,002,791.17	100.00%	6,862,019.77	3.28%	202,140,771.40

4,083,345.28

Simkar Corporation	5,104,181.60		4,083,345.28	80.00%
	5,104,181.60		4,083,345.28	--


9,083,955.18

1			
6	340,329,602.54	6,806,592.03	2.00%
7-12	4,749,189.92	237,459.49	5.00%
1	345,078,792.46	7,044,051.52	
1 2	51,310.53	10,262.11	20.00%
2 3	8,945.04	4,472.52	50.00%
3	2,025,169.03	2,025,169.03	100.00%
	347,164,217.06	9,083,955.18	--


	352,268,398.66
--	----------------

2

	6,862,019.77	8,478,104.04	0.00	2,172,823.35	13,167,300.46
	6,862,019.77	8,478,104.04	0.00	2,172,823.35	13,167,300.46

--	--	--

3

--

---

	129,863,136.77	36.86%	
--	----------------	--------	--

**5**

	24,651,549.32	14,775,393.63
	24,651,549.32	14,775,393.63

2

	2019 12 31	%
	62,100.28	27.15

	2,140,578.28	3,569,151.54
	1,704,346.33	2,886,290.87
	2,314,890.99	5,929,171.74
	1,000,000.00	1,000,000.00
	3,185,975.33	1,967,324.56
	10,345,790.93	15,351,938.71

2

	12	( )	( )	
2019 1 1	272,751.88	7,334.75	3,008,031.96	3,288,118.59
2019 1 1	—	—	—	—
	-127,799.93	94,546.02	-452,292.78	-485,546.69



“ ”



---

--	--	--	--	--	--	--	--	--	--	--	--

“ ”

--	--	--	--	--	--	--	--

I

**10**

	46,795,649.69	1,488,538.44	45,307,111.25	43,303,050.85		

	0.00	60,000,000.00
	16,059,384.39	11,389,868.12
	1,915,203.57	2,951,170.44
	0.00	367,741.95
	17,974,587.96	74,708,780.51

92.95%

“ ”

**10**

	449,470,111.04	338,810,370.38
	449,470,111.04	338,810,370.38

**1**

1.	310,852,415.35	117,699,886.30	7,128,450.81	44,006,259.70	479,687,012.16
2.	94,189,150.70	34,394,105.22	786,195.79	11,640,674.11	141,010,125.82
1	501,791.36	21,390,011.30	787,652.58	11,636,732.80	34,316,188.04
2	93,381,719.34	13,004,093.92	0.00	0.00	106,385,813.26
3	0.00	0.00	0.00	0.00	0.00
4	305,640.00	0.00	-1,456.79	3,941.31	308,124.52





70,000,000.00	32,043,034.41	35,493,023.21	0.00	0.00	67,536,057.62	96.48%	96.48%	0.00	0.00		
22,000,000.00	11,753,537.28	5,840,192.80	0.00	0.00	17,593,730.08	79.97%	79.97%	0.00	0.00		
167,620,000.00	115,390,154.54	80,961,693.54	106,385,813.26	0.00	89,966,034.82	--	--	0.00	0.00		--


3.

0.00

0.00

13

1

	679,233.37	0.00	0.00	0.00	0.00	679,233.37
	679,233.37	0.00	0.00	0.00	0.00	679,233.37

14

	641,344.22	206,485.15	641,344.22	0.00	206,485.15
	641,344.22	206,485.15	641,344.22	0.00	206,485.15

	9,627,172.50	2,406,793.12	10,794,102.50	2,698,525.62
	9,627,172.50			

**16**

--	--	--

8 123,379,557.93  
 16,058,923.02 44100620170002037  
 19,626.00

9

10

11 35.17%

18

1

	235,988,777.88	183,215,484.33
	15,433,277.11	30,670,140.64
	730,543.49	149,460.00
	432,818.60	277,558.57
	252,585,417.08	214,312,643.54

2

1

	17,878,287.62	6,603,912.78
--	---------------	--------------

**2**      **1**

--	--	--

**3**

--	--

1                      1

2                                      170.72%

**20**

**1**

	33,012,725.00	233,108,224.56	2250.87 Tm0 gC	
--	---------------	----------------	----------------	--

---

	0.00	731,539.36	731,539.36	0.00

22

	937,000.59	506,631.69
	50,077,958.93	11,121,396.40
	51,014,959.52	11,628,028.09

1

	937,000.59	506,631.69
	937,000.59	506,631.69

2

1

	9,280,531.59	
	9,052.99	104,775.47
	9,375,718.00	
	1,162,713.12	1,045,142.38
	29,499,943.25	
	50,077,958.93	11,121,396.40

2

1

--	--	--

1 2019 12 31 , 1  
2 350.28%

## 23

	148,234.84	1,237,011.14
	148,234.84	1,237,011.14

88.02%

## 24

1

--	--	--

---

	5,963,210.76	0.00	0.00	124,286.40	0.00	0.00	5,838,924.36	
--	--------------	------	------	------------	------	------	--------------	--

752,609.46



---

	57,057,603.82	3,384,142.25	0.00	60,441,746.07

---

	1,285,746,562.60	974,020,110.11	1,083,629,271.90	836,791,894.40
	10,812,562.10	11,480,438.38	4,640,421.40	3,786,030.73
	1,296,559,124.70	985,500,548.49	1,088,269,693.30	840,577,925.13

35



	-1,248,698.27	-2,701,638.70
	623,977.90	600,777.45
	5,468,577.01	

282.15%

## 38

	9,412,149.22	8,847,224.35
	281,787.72	0.00
	9,130,361.50	8,847,224.35
	0.00	0.00
	9,412,149.22	8,847,224.35

## 39

	7,198,164.61	8,070,688.58
	452,850.00	-3,217,000.00
	72,547.92	0.00
	7,723,562.53	4,853,688.58

59.13%

## 40

	0.00	-498,200.00
		-498,200.00

41



---

	673,392.96	3,061,745.80	673,392.96
--	------------	--------------	------------

--	--	--	--	--	--	--

---

	-1,405,647.93
	1,800,494.48
/	0.00
	-4,743,388.07
	3,812,654.30

55.99%

47

48

1

4





123,379,557.93	
16,058,923.02	
102,384,699.31	
241,823,180.26	

123,37

--



	101,218.97	6.9614	704,625.74
	6,763,617.00	0.0641	433,277.31
	8,600,000.00	6.9614	59,868,040.00
	50,000,000.00	0.0641	3,203,000.00
	12,894.31	6.9614	89,762.45
	604.34	7.8113	4,720.68
	18,639,523.00	0.0641	1,194,047.84
:	2,314,000.00	0.0641	148,234.84

2

1

2

3

4

52

1

	3,311,292.69		82,782.36
	6,214,320.00		124,286.40
	788,761.00		19,719.01
	550,000.00		

2018	4,283,780.57		4,283,780.57
	452,000.00		452,000.00
	1,360.00		1,360.00
	243,300.00		243,300.00
	120,000.00		120,000.00
2018	200,000.00		200,000.00
2018	100,000.00		100,000.00
2018	40,532.54		40,532.54
	300,000.00		300,000.00
	5,000.00		5,000.00
2017	53,204.40		53,204.40
	47,539.38		47,539.38
2018	20,000.00		20,000.00
2018	5,000.00		5,000.00
2019	1,570,000.00		1,570,000.00
	100,000.00		100,000.00
	97,000.00		97,000.00
	27,000.00		27,000.00
	300,000.00		300,000.00
	10,000.00		10,000.00
	200,000.00		200,000.00
	223,220.00		223,220.00
	100,000.00		100,000.00
	30,859,108.88		9,412,149.22



				100.00%		
				70.00%		
				100.00%		
				100.00%		
				100.00%		
				100.00%		

				%		
E&R LLC					100.00	

2

2019 09 25

10,796,010.00

30%

2019 11 25

( )

1.



2019 12 31

:

	2019 12 31			
	1	1-2	2-3	3

	--	--	--	--
1.			20,157,750.68	

2

3

	5%
	2019 11 25 30%

2019 09 25

10,796,010.00

30%

2019 11 25

2019 11 25

4

1

--	--	--	--	--

--	--	--	--	--

1

1		44100520170001174			25,000.00	1
2		2017 065			5,000.00	2
3		757XY201903176401			6,000.00	3
4		20181121 001			3,000.00	4

5		--			6,600.00	5
---	--	----	--	--	----------	---

1  
 2017 4 11  
 25,000.00  
 2020 4 20

2  
 2017 6 19  
 5,000.00

3  
 2019 12 10  
 5,000.00  
 6,000.00

4  
 2018 11 21  
 3,000.00

5  
 2017 6 8  
 /  
 2  
 2019  
 6,600.00

--	--	--	--	--	--	--



			300.00	2019/08/13	2020/02/07	
			2,000.00	2019/09/11	2020/03/09	
			200.00	2019/11/26	2020/05/22	
			160.00	2019/12/18	2020/06/15	
2			2,000.00	2018/08/20	2019/08/19	
			2,000.00	2019/03/14	2019/09/10	
3			300.00	2018/07/24	2019/01/14	
			2,000.00	2018/12/26	2019/12/25	
			2,000.00	2019/10/25	2020/04/21	
4			5000	2019/03/07	2020/02/06	
			231.4	2015/02/10	2020/02/05	

---

	0.00
	0.00

2



---

	5,507,343.75	9,315,812.50	2,493,343.75	17,316,500.00
--	--------------	--------------	--------------	---------------

**3**

**4**

**5**

**1**

2019 12 31

**2**

**1**

2019 12 31

**2**

**3**

	2020 3 23		
		A	
	47,932.95		

	2020 3		
--	-----------	--	--

2

	27,030,295.00
--	---------------

3

2019	11	15				DEG	70%
			Eaglerise Development HK Company Limited	“	”		1400
			DEG INDUSTRIAL SUPPLIES SDN.BHD.			“DEG”	70%
800			DEG	666,700	600		DEG
499,700							
			DEG				
			DEG				

1

1

2

3

2

3

	584,203,586.08	416,419,724.43	526,084,570.54	397,735,659.60
	276,516,273.87	204,308,076.01	261,208,171.77	189,420,000.33
	240,020,281.93	200,528,713.52	135,466,588.93	113,857,650.22
	185,006,420.72	152,763,596.15	160,869,940.66	135,778,584.25
	1,285,746,562.60	974,020,110.11	1,083,629,271.90	836,791,894.40

1

1


	304,316, 469.49	100.00%	5,708,80 9.56	1.88%	298,607,6 59.93	221,013,8 90.30	100.00%	5,683,520 .62	2.57%	215,330,36 9.68

180,260,  
527.45

	124,055,942.04	0.00	0.00%
	124,055,942.04	0.00	--


1	1	302,260,748.39
6		297,776,972.51
7-12		4,483,775.88
1	2	51,310.53
2	3	8,945.04
3		1,995,465.53
3	4	55,434.32
4	5	11,784.75
5		1,928,246.46
		304,316,469.49

2

	5,683,520.62	178,548.62	153,259.68	5,708,809.56
	5,683,520.62	178,548.62	153,259.68	5,708,809.56

--	--	--

**3**

	153,259.68

		140,960.86			
	--	140,960.86	--	--	--

**4**

	39,357,692.66	12.93%	0.00
	24,489,897.94	8.05%	489,797.96
	23,147,979.83	7.61%	0.00

---

		624,612.07
	301,493,233.16	163,561,753.78
	301,493,233.16	164,186,365.85

**1****1**

		624,612.07
		624,612.07

**2**

--	--	--

			12	(
2019	1	1	174,656.90	
2019	1	1	—	—
			-71,968.98	
2019	12	31	102,687.92	

1		1
6		
7-12		
3		



---

	335,881,121.50		335,881,121.50	321,354,591.50	12,260,676.39	309,093,915.11
--	----------------	--	----------------	----------------	---------------	----------------



	7,723,562.53	
	604,535.66	
	2,315,183.75	
	9,252.83	
	13,078,032.97	--

