

2022

2023-030



2023 03 30

2022

(

)

"

" "

"

301,651,955

10

2.5

..... 2

..... 7

..... 11

..... 37

..... 60

..... 61

..... 78

..... 84

..... 85

..... 86



		2022 01 01 2022 12 31

---

		220KV 10KV 35KV 110KV
		220V, 50Hz

			002922
			EAGLERISE ELECTRIC & ELECTRONIC (CHINA) CO., LTD
			EAGLERISE CHINA
			A3
			528200
			4
			528300
			www.eaglerise.cn
			judy.chen@eaglerise.com



2

	636,151,264.08	752,038,899.01	667,924,475.53	764,978,534.75
	34,947,693.59			

---

	104,157.09			
	1,307,828.81	23,742,429.78	2,502,862.07	
	3,402,095.64	97,455.20	187,389.97	
	19,642,679.19	125,906,259.43	14,601,468.24	--

1 ---

1 ---

LED

1

2022 6 " "

2035 2025 20%

" "

:2025 3.3 " "

50%

" "

2022 87.4GW 36.29GW

51.11GW 25.26GW 2022 392.04GW

234.42GW 157.62GW

" "

2023 95-

120 GW 2025 100-125 GW 2023 280-330 GW 2025

324-386GW

IHS Markit 2009-2021

2021

200GW IHS Markit 2025 + 303.4GW



1

1

2



应用场景：节能、环保型设备以及医疗、安防、数据中心等设备的配套



移相变压器



干式变压器



工业电源



方型变压器



环型变压器

2

1

Kichler



应用场景：商业、家居及户外照明



户外电源



智能电源



室内电源

2

3

PTC

PDM

1

2

30-120

ERP

1

( )2022

2022

75.69%

45.01%

126,979.29

2

1

	2022		2021		
	2,821,093,173.37	100%	2,230,103,076.67	100%	26.50%
	2,805,880,541.11	99.46%	2,205,413,473.61	98.89%	27.23%
	15,212,632.26	0.54%	24,689,603.06	1.11%	-38.38%
	1,845,583,046.68	65.42%	1,249,016,711.96	56.01%	47.76%
	850,850,000.15	30.16%	884,603,193.69	39.67%	-3.82%
	124,660,126.54	4.42%	96,483,171.02	4.33%	29.20%
1					
	598,995,599.31	21.23%	542,779,085.39	24.34%	10.36%
	1,216,272,615.2				44.41%

80,957,0 g0 G/1



		71,441,366.2 0	11.16%	67,933,116.5 6	9.59%	1.57%
		77,378,869.6 8	80.45%	61,053,785.0 3	77.89%	2.56%
		5,572,042.74	5.79%	5,584,583.36	7.12%	-1.33%
		13,226,328.2 5	13.75%	11,744,125.4 2	14.98%	-1.23%

2021

6

1.

						2021 12 31

1		818,125,603.45	29.00%
2		224,097,037.98	7.94%
3		94,298,041.12	3.34%
4		82,209,135.95	2.91%
5		60,205,886.68	2.13%
	--	1,278,935,705.18	45.33%

		355,016,045.79
		17.66%
		0.00%

5

1		105,560,568.71	5.25%







---

	77,882,882.7 9	2.21%	21,436,366.2 2	0.79%	1.42%
--	-------------------	-------	-------------------	-------	-------





---

	-346.59
1	
2	
3	
1	



---

	--	46,831. 42	46,831. 42	16,861. 93	36,555	--	--	-64.14	--	--
--	----	---------------	---------------	---------------	--------	----	----	--------	----	----

2022 10

"

"

"

"

	2022 08 17	20,500							
	1								2022
	12 31	6							2023
	01 11	2023 02 14	400	700	8400				2023
		9,500							
		9,500							
	2022 12 31			11,391.62					
	9,500.00		1,891.62						







06	<a href="http://irm.cninfo.com.cn/">http://irm.cninfo.com.cn/</a>			2021	2022	2022 05 06
2022 26 05						2022 05 26

2022 06  
272022  
06

---

2022 09 22	http://ir. p5w.net					2022 09 22
---------------	-----------------------	--	--	--	--	---------------





					2022
					2022
					<
					2022
					>
					<
					2022
					>
					2022
					2022
					2021
					2022-
					042
2022		43.02%	2022 06 23	2022 06 24	

2024 2022-

2022

067 2022-

					02 15	12 19							
				60	2019 12 05	2025 12 18	0	0	0	0	0		
				46	2021 11 25	2025 12 18	0	0	0	0	0		
				41	2019 12 05	2022 12 19	0	0	0	0	0		
				52	2022 12								

					25	18						
				37	2022 12 28	2025 12 18	0	55,00 0	0	0	55,00 0	

				42	2022 12 28	2025 12 18	0	105,0 00	0	0	105,0 00
--	--	--	--	----	------------------	------------------	---	-------------	---	---	-------------

2008      1966      EMBA      1988      1999

2009      1967      EMBA      1988      20  
1999

1963

1982

2007

1986

/

2022 4

1981

2003

2003 7

2018 12

2019 8

1984

2007

1986

2017 8

2008

			2010 07 14		

			2008 11 20		
			2015 01 14		
			2018 07 30		

	HOLDING PTE. LTD.				
			2022	06	28
			2013	12	04
			2014	11	07
			2016	10	09

3

	10 /
	870.96



---


			2022-048
--	--	--	----------

			2022
			2022-088
	2023 08 26	2022 08 27	2022-094
	2022 10 13	2022 10 15	2022-107
	2022 10 26	2022 10 27	2022 2022-111
	2022 12 01	2022 12 02	2022 2022- 118
	2022 12 28	2022 12 29	

---

			2022-134
--	--	--	----------

2



				2021			
				2021			
				2021			
		5	2022 04 19	2022			
				2021			
				2022			
		5	2022 04 28	2022			
		5	2022 08 17	2022			
				2022			
		5	2022 10 26	2022			
		5	2022 12 28				



---

				2022- 2024			
--	--	--	--	---------------	--	--	--

3 2022 03  
18

,

1

	11
	2, 771
	2, 782
	2, 782
	0

	1, 739
	129
	408
	48
	458
	2, 782
	30
	558
	300
	1, 894
	2, 782

2

3

4

	2,072,229
--	-----------

	42,488,168.00
--	---------------

1

1 2022 04 19

2022

2022

2 2022 04 19

2022

2022

2022

3 2022 05 11

2021

2022

								15.23	66,937	0	60,000	7.46	126,937
								15.23	131,452	0	60,000	7.46	191,452
								15.23	61,455	0	0	9.27	56,455
	--	0	0	0	0	--	0	--	390,531.00	0	790,000.00	--	1,175,531
								2019					

1

	2023 03 30
	<a href="http://www.cninfo.com.cn">http://www.cninfo.com.cn</a>
	100.00%
	100.00%



2020

2008

2022

40

2020

"

"

2022

49


2022


1

			25%	2017 12 29	2020 12 29 2022 12 29	
				2017 12 29	2022 12 29	
				2017 12 29	2018 12 29	

---

--	--	--	--	--	--	--





--	--	--	--	--	--	--	--

			7			
			1			
			2			
				2022 06 07		
				/		
			3			

			/			
			/			
			/			
				2022 04 20	2022	
			2022	2022 04 20	2022	
2022				2022 05 09	2022	


2

DEG 2020 2022	2020 01 01	2022 12 31	260.81	-793.62		2019 11 19	DEG 70%  2019-109

DEG

2020

2022

167

[2023]518Z0419  
-793.62

DEG

2020

2022

2020

2022

675.17

DEG

-508.17

167

1,054.43

DEG

2021

DEG INDUSTRIAL SUPPLIES

2021

SDN.BHD.

1,427.77

2022-032

"

"

"

"

2021 12 30

15

[2021]35

"

15

"

"

"

"

2022 1 1

2022 1 1

2022 1 1

2022 1 1

2022 11



1.

					2021 12 31
					2022 3 23
Sunrise Power Transformers GmbH					2022 8 11

2.

					2022 5 6
					2022 6 28
					2022 10 26

	140
	4

1





5

6

7

2021 2022 04 19

2022  
2022

2022 05 11  
15

1				159	1050	2022.01.01- 2023.12.31
2				55	1980	2022.06.15- 2028.06.14
3				( ) 1996	463	2022.06.13- 2024.07.14
4				23 3 101 102 103	2959.46	2022.02.11- 2025.02.10

5

23  
2 101 102 103

2

[Redacted]										
[Redacted]	[Redacted]	[Redacted]	[Redacted]	[Redacted]	[Redacted]	[Redacted]	[Redacted]	[Redacted]	[Redacted]	[Redacted]
[Redacted]	[Redacted]	[Redacted]	[Redacted]	[Redacted]	[Redacted]	[Redacted]	[Redacted]	[Redacted]	[Redacted]	[Redacted]
[Redacted]										
[Redacted]										

2022  
04 21

---

	2022									
	04	21	10,000							

2022  
04 21 10,000

2

4

2022 06 06

2022 06 23

2022

2022 07 15

2022

30%

89,671,636

12

35

2022 10 13

2022 2414

1

	19,019,429	6.42%	3,000,000			3,261,101	-261,101	18,758,328	6.27%
1									
2									
3	19,019,429	6.42%	3,000,000			3,261,101	-261,101	18,758,328	6.27%

	296,320,455	100.00%	3,000,000	0	0	0	3,000,000	299,320,455	100.00%

1 2022 06 14 2022 49  
258.50

[2022]518F0010 296,320,455.00 298,905,455.00

2022 6 5 2022

2022-063

2 2022 10 13 2022 9  
41.50

[2022]518F0019 298,905,455.00 299,320,455.00

2022 11 1 2022

2022-115

1 2022 04 19 2022 05 11  
2021 2022

2022

2022

2 2022 05 27

2022

3 2022 10 13

1 2022 6 14 2022

49

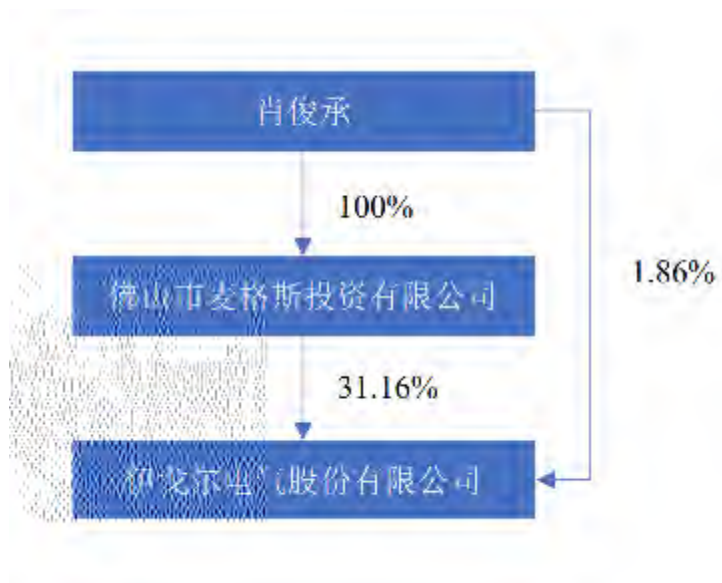
258.50

2



		31.16%	93,272,771			93,272,771		40,710,000
		2.92%	8,727,744		8,068,308	659,436		
		1.86%	5,569,207		5,569,207			
		1.46%	4,359,762			4,359,762		
		1.33%	3,980,000			3,980,000		
		1.04%	3,111,398			3,111,398		
		0.75%	2,250,000			2,250,000		
		0.57%	1,719,773		1,719,773			
		0.51%	1,525,000			1,525,000		
		0.48%	1,436,360			1,436,360		
10	3							
		100%						
	/							
10	10							





4

80%

5

10%

6





	2023 03 28
	( )
	[2023]518Z0243

2022

2022 12 31

2022 12 31

2022

"

"

1

31

40

2022

282, 109. 32

2

1

2

3

4

1

15

9

2022 12 31

36,612.50

10.38%

1,867.58

5

6

2023 3 28

1

2022 12 31

2022 12 31

---

--	--	--



---

	1, 759, 975, 754. 23	1, 617, 248, 523. 39
	1, 610, 714. 26	8, 907, 816. 48
	1, 761, 586, 468. 49	1, 626, 156, 339. 87
	3, 527, 411, 967. 09	2, 730, 242, 494. 12



	231, 188, 295. 50	257, 123, 091. 33
	1, 500, 859, 506. 86	1, 512, 943, 174. 20
	2, 256, 374, 291. 04	1, 858, 881, 538. 66

## 3

	2022	2021
	2, 821, 093, 173. 37	2, 230, 103, 076. 67
	2, 821, 093, 173. 37	2, 230, 103, 076. 67
	2, 621, 160, 394. 84	2, 136, 033, 482. 24
	2, 254, 651, 309. 77	1, 848, 736, 906. 36
	14, 015, 401. 30	6, 984, 829. 28
	77, 374, 813. 34	65, 998, 089. 59
	155, 823, 229. 97	103, 506, 037. 74
	126, 257, 381. 12	90, 961, 293. 29
	-6, 961, 740. 66	19, 846, 325. 98
	14, 945, 067. 14	12, 802, 721. 25
	5, 946, 892. 98	1, 437, 009. 56
	21, 103, 969. 72	13, 436, 729. 19
" "	-3, 559, 722. 31	16, 644, 256. 58
	-5, 442, 476. 28	
" _"		
" "		
" "		448, 921. 78
" _"	-3, 802, 763. 82	-3, 905, 415. 77
" _"	-14, 783, 723. 07	-26, 171, 112. 56



0.00

0.00

4

	2022	2021
	813,940,348.08	466,385,581.91
	781,835,312.50	426,872,043.08
	247,101.12	1,452,469.05
	3,717,717.56	4,225,543.49
	33,895,464.81	28,840,993.66
		296,453.51
	3,955,028.63	7,555,393.52
	5,818,623.93	6,150,846.78
	1,175,296.86	972,301.29
	6,936,533.13	3,493,407.30
" "	57,319,088.77	93,393,376.60
	-5,465,325.23	
" _"		
" "		
" "		329,054.79
" _"	-2,231,223.20	-678,800.54
" _"	-1,566,679.00	-319,815.92
" _"		





---

	19,278,402.37	16,115,802.45
	48,626.84	6,296,269.52
	46,081,371.71	13,806,998.72
	689,505,611.59	463,136,966.64
	-20,616,736.57	273,455,319.25
	325,335,000.00	590,000,000.00
	134,576,205.58	94,012,308.11
	241,022.04	201,527,753.39

---





---

3															
4															
5															
6															



3					2,35	14,3								16,6	16,6
					5,50	24,2								79,7	79,7
					8,13	51,0								59,1	59,1
						0								3	3
4														-	-
														236.	236.
														93	93
								14,9		-					
								77,0	49,8					34,8	34,8
								70,7	38,3					61,2	61,2
								3	00,7					30,0	30,0
									3					0	0





	00				.00	.00						
2												
3					7,969 ,488. 17							7,969 ,488. 17



	174,4 08,60 0.00				956,7 07,97 5.05	14,32 4,251 .00			108,3 20,64 0.46	207,1 14,25 3.84		1,432 ,227, 218.3 5
												1,432 ,227, 218.3

---

16, 67  
9, 759  
. 13

---

4												
5												
6												
1												
2												

---

2018		2019	
		2019	
		2,528,600.00	
9.27		134,521,475.00	
134,521,475.00			
	63.00	1	9.27
	135,151,475.00		135,151,475.00
2020 8 4			
[2020] 1628		39,257,125	
174,408,600.00		[2020]518Z0037	
2021 02 24			

1

15

--

2014

2

12

1

2

1 1 12 31

3

4

( )

5

1

6 6

2

A.

a

b

c

/

7

1

2

8

9

1

2

3

"

"

"

"

10

1

2

3



12

12

12

1

B.

12

A.

B.

C.

D.

E.

F.

G.

H.

30

30

30





1  
2

2

13

15

|

“

1

2

3

4

%

"

"

"

"

A.

B.

C.

D.

**3**

**4**

15

**5**

24

19

1

3

2

22

1

2

23

1

1

2

	50	
	5	
	10	



25

	3

26

10

27

1

2

A.

B.

C.

D.

a

b

c

;

,

3

4



5

6

31

1

2

/

32

1

2

1

3

33

/

**1**

- A.
- B.

- A.
- B.

**2**

- A.
- B.

- A.
- B.

**3**

B.

12

34

1

12

15

:

2

) (

35

1

2

3

4

6

7

8

36

1

--	--	--

	2021	12	30				15		[2021]35	"	15
"	"										"
"			"	2022	1	1				2022	1 1
					2022	1	1				
		2022	1	1							
	2022	11	30				16	(	[2022]31		16 )
"									"	2023	1 1
"									"	"	
							2022	1	1		
										2022	1
1				2022	1	1					
		2022	1	1							

2022 1 1

2022 1 1

2022 11 30

16 "

---

-	15-35%
-	9.99%
	17%



---

		173, 889, 363. 48
		173, 889, 363. 48

5

1


1	1	776,312,473.10
	6	764,665,630.80
	7-12	11,646,842.30
1	2	5,281,079.02
2	3	163,546.10
		781,757,098.22

**2**

	13,916,132.8 3	3,178,477.20		14,843.93		17,079,766.1 0
	13,916,132.8 3	3,178,477.20		14,843.93		17,079,766.1 0

--	--	--

**3**

	14,843.93

--	--	--	--	--	--

4

	426,939,368.61	54.62%	8,538,787.37
	72,152,598.42	9.23%	1,443,051.97
	28,995,733.15	3.71%	579,914.66
	15,434,152.76	1.97%	308,683.06
	12,190,104.21	1.56%	243,802.08
	555,711,957.15	71.09%	

6

	3,162,420.25	14,117,185.02
	3,162,420.25	14,117,185.02

	546,015,944.53	
	546,015,944.53	

7

1

1	9,698,605.82	100.00%	6,999,956.12
	9,698,605.82		6,999,956.12

1

1

2

	2022 12 31	(%)
	2,401,048.99	24.76
	1,721,561.77	17.75
	564,483.92	5.82
	420,190.58	4.33
	352,234.17	3.63
	5,459,519.43	56.29

8

---

2022 12 31	16,224,115.69	479,855.25	0.00	16,703,970.94
------------	---------------	------------	------	---------------





2022												
	0.00	77,809 ,400.0 0		- 5,231, 004.87						- 22,848 .95	72,555 ,546.1 8	

1	11,114,113.77	175,136,304.05	4,521,804.21	12,581,422.67	203,353,644.70
2	37,478,415.38				37,478,415.38
3					
3	1,580,040.00	93,142.30	37,008.52	64,949.09	1,775,139.91
3.	163,484.15	4,897,329.77	1,187,164.17	8,613,884.69	14,861,862.78
1					

2

-	31,646,406.95	

221,171,518.01

33,056.27

2020 9 21 2025 9 20

15

	210,926,693.59	30,746,806.48
	210,926,693.59	30,746,806.48

1

-	52,386,119.37		52,386,119.37	30,083,089.67		30,083,089.67
-	143,714,713.45		143,714,713.45	663,716.81		663,716.81
	14,825,860.77		14,825,860.77			
	210,926,693.59		210,926,693.59	30,746,806.48		30,746,806.48

2

	143,770,800.00	30,083,089.67	59,781,445.08	37,478,415.38		52,386,119.37	62.50%	62.50%	0.00	0.00	0.00%	

-												
-	164,700,000.00	663,716.81	143,050,996.64			143,714,713.45	87.26%	87.26%	0.00	0.00	0.00%	
	308,470,800.00	30,746,806.48	202,832,441.72	37,478,415.38		196,100,832.82			0.00	0.00	0.00%	

16

1.	5,198,314.06	9,426,371.36	14,624,685.42
2.	18,114,010.85		18,114,010.85
1	17,991,108.52		17,991,108.52
2	122,902.33		122,902.33
3.	2,046,980.92	4,504,843.49	6,551,824.41
4.	21,265,343.99	4,921,527.87	26,186,871.86
1.	2,864,402.81	3,895,992.75	6,760,395.56
2.	7,127,755.21	2,595,950.48	9,723,705.69
1	7,066,673.89	2,595,950.48	9,662,624.37
2	61,081.32		61,081.32
3.	2,952,442.42	3,138,342.05	6,090,784.47
1			
2	2,952,442.42	3,138,342.05	6,090,784.47
4.	7,039,715.60	3,353,601.18	10,393,316.78
1.			
2.			
1			
3.			
1			
4.			

1.

---

3.					
1					
4.					

60,073.12	447,320.45	7,917.15	2,249,153.93
60,073.12	447,320.45	7,917.15	2,249,153.93

1

	12,082,626.22	2,018,860.26	10,227,878.78

---

	6, 126, 382. 48	1, 531, 595. 62	7, 293, 312. 50	1, 823, 328. 12
	168, 695, 758. 37	31, 663, 979. 83		
			448, 921. 78	100, 243. 75
	174, 822, 140. 85	33, 195, 575. 45	7, 742, 234. 28	1, 923, 571. 87

**3**

---

--	--

---

	3		3	3		3
10,335,000.0		10,335,000.0		0.00		
0		0				



9, 585, 281. 27

17, 922, 123. 92

27

	6,240,968.45	4,060,457.57
	4,538,731.55	6,598,896.58
	62,734.43	68,952.59
	694,916.37	364,494.78
	356,090.91	190,708.82
	238,727.31	127,139.22
	495,792.91	574,962.32
	138,974.60	138,974.64
	210,833.43	175,583.73
	12,977,769.96	12,300,170.25

28

		139,984.96
	48,546,568.44	27,964,470.00
	48,546,568.44	28,104,454.96

1

		139,984.96
		139,984.96

G

	48,546,568.44	27,964,470.00
--	---------------	---------------

29

	8,252,628.05	5,483,228.10
		97,350.88
	8,252,628.05	5,580,578.98

30

	560,799.63	716,798.00
	173,889,363.48	65,016,486.93
	174,450,163.11	65,733,284.93


31

1

	6,282,960.00	11,180,350.88
	0.00	-97,350.85

32

	16,271,474.04	8,234,892.83
	-709,176.51	-275,472.33
	-8,252,628.05	-5,483,228.10
	7,309,669.48	2,476,192.40

33

	19,653,975.81	16,595,000.00	6,800,610.38	29,448,365.43	
	19,653,975.81	16,595,000.00	6,800,610.38	29,448,365.43	--

								/
		9,600,000.00		5,175,352.10			4,424,647.90	

2022

	361,615.5 8			129,641.7 6			231,973.8 2	
2020	121,293.4 7			55,981.60			65,311.87	
	436,137.5 0			47,150.00			388,987.5 0	
2021	2,875,000 .00			300,000.0 0			2,575,000 .00	
	5,590,351 .61			124,286.3 0			5,466,065 .31	
	693,452.4 3			19,719.03			673,733.4 0	
	302,500.0 7			55,000.00			247,500.0 7	
	879,166.6 7			25,000.00			854,166.6 7	

---

	296,320,45 5.00	3,000,000. 00				3,000,000. 00	299,320,45 5.00
--	--------------------	------------------	--	--	--	------------------	--------------------

	-							-
	4,700,082	2,664,060				2,760,042	-	1,940,039
	.39	.59				.43	95,981.84	.96
	-							-
	4,700,082	2,664,060				2,760,042	-	1,940,039
	.39	.59				.43	95,981.84	.96

40

	2,805,880,541.11	2,243,324,186.59	2,205,413,473.61	1,830,876,489.84
	15,212,632.26	11,327,123.18	24,689,603.06	17,860,416.52
	2,821,093,173.37	2,254,651,309.77	2,230,103,076.67	1,848,736,906.36

☑

	1	2		
	2,821,093,173.37			2,821,093,173.37
	1,845,583,046.68			1,845,583,046.68
	850,850,000.15			850,850,000.15
	124,660,126.54			124,660,126.54
	2,821,093,173.37			2,821,093,173.37
	1,896,225,276.04			1,896,225,276.04
	924,867,897.33			924,867,897.33
	2,821,093,173.37			2,821,093,173.37
	1,697,632,093.82			1,697,632,093.82
	1,120,069,164.50			1,120,069,164.50
	3,391,915.04			3,391,915.04
	2,821,093,173.37			2,821,093,173.37



44



48

	0.00	333,991.78
	0.00	114,930.00
		448,921.78

49

	-624,286.62	-204,286.77
	-3,178,477.20	-3,701,129.00
	-3,802,763.82	-3,905,415.77

50

	-13,094,872.31	-11,242,191.78
	0.00	-14,277,728.87
	-1,688,850.76	-651,191.91
	-14,783,723.07	-26,171,112.56

51

	827,045.02	121,877,118.89
	0.00	121,964,113.89
	827,045.02	-86,995.00

---

	827, 045. 02	121, 877, 118. 89
--	--------------	-------------------

	200,256,419.00
/	50,064,104.75
	-19,185,742.67
	535,137.12
	-16,719,415.97
	-1,990,316.77
	13,554,323.00
	-17,735,131.39
	8,522,958.07

55

37

56

1

	5,946,892.98	1,437,009.56
	26,098,359.34	16,114,323.07
	18,661,722.95	1,672,627.94
	50,706,975.27	19,223,960.57

2

	29,807,106.38	27,159,144.25
	118,412,055.04	88,331,591.73
	7,533,955.63	48,388,539

---

	14,681,366.34	6,449,653.60
	0.00	949,711.50
	14,681,366.34	7,399,365.10

57

1

1		

---

3		
	336,192,268.30	276,115,780.08
	276,115,780.08	401,381,140.46

---

	658,803.33	7.4229	4,890,231.24
	24,397.80	0.8933	21,794.55
	361,035,207.00	0.0524	18,918,244.85
	688,166.93	1.5772	1,085,376.88
	33,118,837.16	6.9646	230,659,453.28
	1,895,490.66	7.4229	14,070,037.62
	677,320,001.68	0.0524	35,491,568.09
	4,566,650.43	1.5772	7,202,521.06

---

---

		0.0524
--	--	--------

60

1

	9,600,000.00		5,175,352.10
2022	1,995,000.00		



1

2

1.

					2021 12 31
					2022 3 23
Sunrise Power Transformers GmbH					2022 8 11

2.

					2022 5 6
					2022 6 28
					2022 10 26

Inc.						
				100.00%		
				100.00%		
				100.00%		
				60.00%		
				100.00%		
				57.00%		
EAGLERISE SINGAPORE INVESTMENT HOLDING PTE. LTD.				100.00%		
				100.00%		
				100.00%		
				100.00%		

60%

81.82%

2

1.

				%		
E R LLC					100.00	
DEG INDUSTRIAL SUPPLIES SDN.BHD.					70.00	
HI BEAM LIGHTING(M)SDN.BHD					70.00	

EAGLERISE  
MALAYSIA SDN. BHD.



( )

12

12

12

71.09% 54.52%  
54.22% 60.12%

2.

2022 12 31

2022 12 31



2

3

77,809,400.00

16.0443%

4


5

1

/

1		757XY202104316001 757XY202104316002 757XY202104316003 757XY202104316004 757XY202202124701 757XY202202126101 757XY202202121201 757XY202202121202 757XY202202121203			40,000.00	1
2		20202051013 2020101301 2020101302 2020101303 20212050307 20212050306 20212050305 20212050304			8,400.00	2
3		44100520200007800 44100520200007802 44100520220005855 44100520220005856 44100520220005857 44100520220010112			35,000.00	3

441006202000.57 38.16501TQ439.34 278.57 181

7		2022 2022	222111-1 222113-1			15,000.00 7
8		2022 2022	0919001 0919002			10,000.00 8
9		2B2761202200000006				6,500.00 9
10		SB110061202200280 SB110061202200411				13,000.00 10

1

2021 12 24

25,000.00

" "

2022 6 29

40,000.00

2

2020 10 27

8,400.00

" "

2021 3 24

8,400.00

2020

				35,000.00		
4					22,117.15	
	1,475.78					
		33,056.27				2020 09 21
2025	09	20				
			33,056.27			2022 05
17	2027	05	16			
5				2021	03	03
						1,000.00
						2022 09 27
	2022	12	23			
8,000.00						
6				2022	06	13
						10,000.00
7						2022 08 09
				"	"	
8,000.00						7,000.00
8						2022 9 29
				"	"	
10,000.00						
9	2022	10	19			
				6,500.00		
10						2022 12 23
	4,000.00					13,000.00

			5,000.00	2022/2/28	2023/2/27	
			425	2022/3/17	2023/3/13	
			6,000.00	2022/6/17	2022/12/14	
2			200	2021/3/26	2022/3/26	
			200	2021/11/26	2022/7/7	
			200	2021/12/28	2022/8/7	
3			800.33	2022/1/25	2022/9/1	
			823.16	2021/3/17	2022/3/16	
			500.00	2022/11/11	2023/5/12	
4			3,000.00	2021/3/10	2022/3/8	
5			1,000.00	2022/6/30	2023/6/27	
			900.00	2022/6/30	2023/6/27	
			100.00	2022/6/30	2023/6/27	
			5,000.00	2021/12/3	2022/12/2	

---

	8, 709, 553. 41	8, 660, 579. 36

6

1

		1, 094, 027. 07	0. 00

1

2022 12 31

2

1

2022 12 31

2

1

	75,412,988.75
--	---------------

2

1.

2022	301,946,455	2022	294,500.00
301,651,955.00	10	2.50	
75,412,988.75			

2.

2023

2023

2023

2023

56	262.60	1	8.41
/ 187	189.20	11.77 /	2023 2
	262.60	189.20	
301,946,455.00	301,946,455.00		

1

1

2

2020	2	Eaglerise Development HK Company Limited	"	"		
1,400			DEG INDUSTRIAL SUPPLIES SDN. BHD.	"	DEG	"
70%						
DEG		DEG	2020	2022		167

	321,792 ,045.06	96.21%	6,478,1 51.71	2.01%	315,313 ,893.35	210,976 ,694.79	95.23%	4,219,5 74.18	2.00%	206,757 ,120.61
	12,691, 724.80	3.79%			12,691, 724.80	10,572, 545.48	4.77%			10,572, 545.48
	334,483 ,769.86	100.00%								

	203,348,783.06	60.79%	4,066,975.66
	71,574,744.95	21.40%	1,431,494.90
	8,102,238.67	2.42%	0.00
	3,301,234.24	0.99%	0.00
	968,441.91	0.29%	0.00
	287,295,442.83	85.89%	

2

		60,000,000.00
	331,188,550.49	311,506,269.00
	331,188,550.49	371,506,269.00

1

1

( )		
		60,000,000.00
		60,000,000.00

2

		15,757.65	10,000.00	1,436,551.23
2022	12	31		
		331,148,550.49	40,000.00	0.00
				1,462,308.88
				331,188,550.49

☑

1	1		331,164,308.14
	6		331,014,318.58
	7-12		149,989.56
1	2		50,000.00
3			1,436,551.23
	5		1,436,551.23
			332,650,859.37

3

	1,489,663.21	-27,354.33			1,462,308.88
	1,489,663.21	-27,354.33			1,462,308.88

--	--	--

4

		113,900,000.00	6	34.24%
		94,198,200.84	6	28.32%
		44,118,953.74	6	13.26%
		39,100,000.00	6	11.75%
		16,087,618.53	6	4.84%
		307,404,773.11		92.41%

3

	912,646,777. 57		912,646,777. 57	802,731,642. 72		802,731,642. 72
	72,344,074.7 7		72,344,074.7 7			0.00
	984,990,852. 34		984,990,852. 34	802,731,642. 72		802,731,642. 72

1

	500,000.00 0.00					500,000.00 0.00	
	5,000,000. 00					5,000,000. 00	

--	--	--

---

--	--	--	--	--

813,940,348.08

1 --

2

